CENTRAL
COAST
SPORTS
COLLEGE

Annual Report
2021

CENTRAL COAST SPORTS COLLEGE

TABLE OF CONTENTS

1. Message from the Principal - Paul Chapman	**2**
2. Contextual Information About the College	**3**
3. Student Outcomes in Standardised Literacy & Numeracy Testing	**5**
4. Senior Secondary Outcomes (Student Achievement)	**14**
5. Teacher Qualifications and Professional Development	**20**
6. Workforce Composition 2021	**21**
7. Student Attendance, Retention Rates and Post School Destinations	**22**
8. Enrolment Policy	**29**
9. Other School Policies	**29**
10. School Determined Areas for Improvement	**30**
11. Initiatives Promoting Respect and Responsibility	**30**
12. Parent, Student and Teacher Satisfaction	**31**
13. Summary Financial Information	**32**
14. Publication Requirements	**33**

1. Message from the Principal - Paul Chapman

2021 saw the College solidify its place on the Central Coast and continue to refine and clarify who we are and the direction we are headed. Completing its ninth year of operation saw the College successfully receive confirmation of a grant from the Federal Government to help fund the construction of additional classrooms with that work planning to be completed in 2023.

2021 was the second year where COVID-19 had a major impact on us all and the College did not go untouched. Many of our normal operations were disrupted with camps, multiple off site experiences and our day to day operations being challenged as staff from all areas had to get used to delivering programs to students both on site and at home.

It was with great celebration that we saw our first graduating class from our Big Picture program and our final HSC class leave the College as we move to a 100% Big Picture school for our Senior College. It was great to see significant success with all of our students who expressed a desire to attend University securing places as well as many of our students achieving apprenticeships and offers for work in areas of their chosen pathways. We look forward to the continued success of our graduating students as they pursue their dreams and aspirations in many different industries.

With significant interest in the College, 2021 required a focus on improving our processes around enrolments with the introduction of a substantially more rigorous enrolment criteria. The decision during 2021 was made to stay with two streams in K-6 and look to move to a 4 stream model in the Senior College (ears 7-12) with our Year 7increasing to 4 classes in 2022. This decision has made for some significant challenges as we secure appropriate learning spaces for our senior students as the College expands to meet the demand in our area.

The College completed work on developing a set of values that we would like to be known for with Excellence, Respect, Integrity and Courage being the four values that we would like to bring to life in our staff and students.

I would like to formally thank our CCSC community, parents, students, staff and board members for their belief, trust and faith in our vision and mission to help us create a community of confident and healthy humans through sport, innovative education and real life opportunities.

2. Contextual Information About the College

Central Coast Sports College combines students' passion for sport with an engaging education program. Skills are developed in collaboration, communication and critical thinking. We provide a unique college culture where students have a shared passion and attitude toward their learning and training.

Our student body comes from a range of different locations with some travelling from as far north as Newcastle through to the northern suburbs of Sydney. A high percentage of families value sport and this drives enrolments at our College.

A typical college day for our students includes:

- Participation in up to 2 hours of a sports training development program depending on age.
- Approximately 4 hours of teaching and learning every day.
- Academic groupings are often reflected based on the students' readiness to learn irrespective of their chronological age to ensure successful outcomes for individual students.

The mandatory curriculum as outlined by the NSW Education Standards Authority (NESA) is taught throughout K-12. Year 7-12 students engage in the Big Picture program which encompasses their learning through interest and passion as well as meeting the mandatory curriculum.

With continued student growth, strategies to improve literacy and numeracy skills remain a focus. Strategies in 2021 included:

- Continuation of Stage teams to ensure consistency in the delivery of content and skills.
- Every teacher is responsible for literacy and numeracy across all key learning areas.
- Continued delivery of the Walker Learning Pedagogy (K-6) in 2021 and reflection to inform future learning for our staff.

Composition of Students	2013	2014	2015	2016	2017	2018	2019	2020	2021
Indigenous	5	16	20	21	25	34	25	34	49
Female	15	32	39	48	56	65	95	160	218
Male	99	256	289	291	302	295	285	367	412
Total students	114	288	328	339	358	360	380	527	630

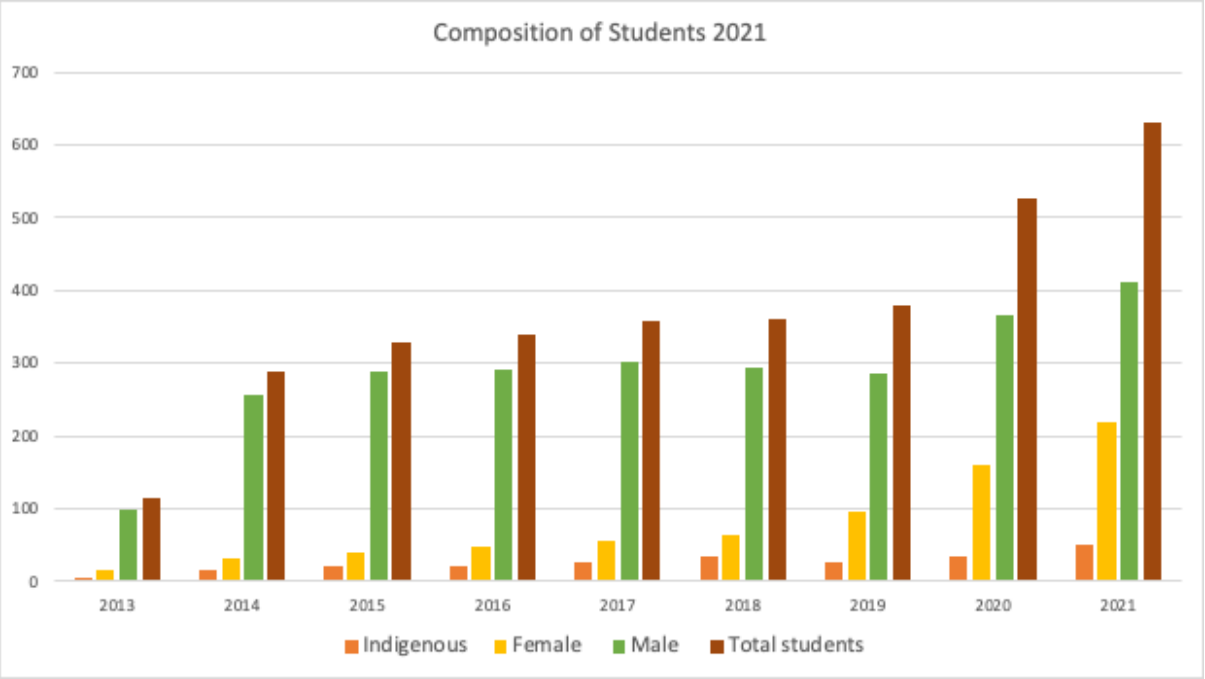

Further information about Central Coast Sports College can be found at the College website at https://ccsc.nsw.edu.au

3. Student Outcomes in Standardised Literacy & Numeracy Testing

NAPLAN Assessments

Average NAPLAN Scores over Time Compared to CCSC and students with similar backgrounds.

Naplan was run in 2021 although Covid-19 pandemic was still heightened and students undertook significant periods of their learning at home during various lock downs.

Year 3 Assessment

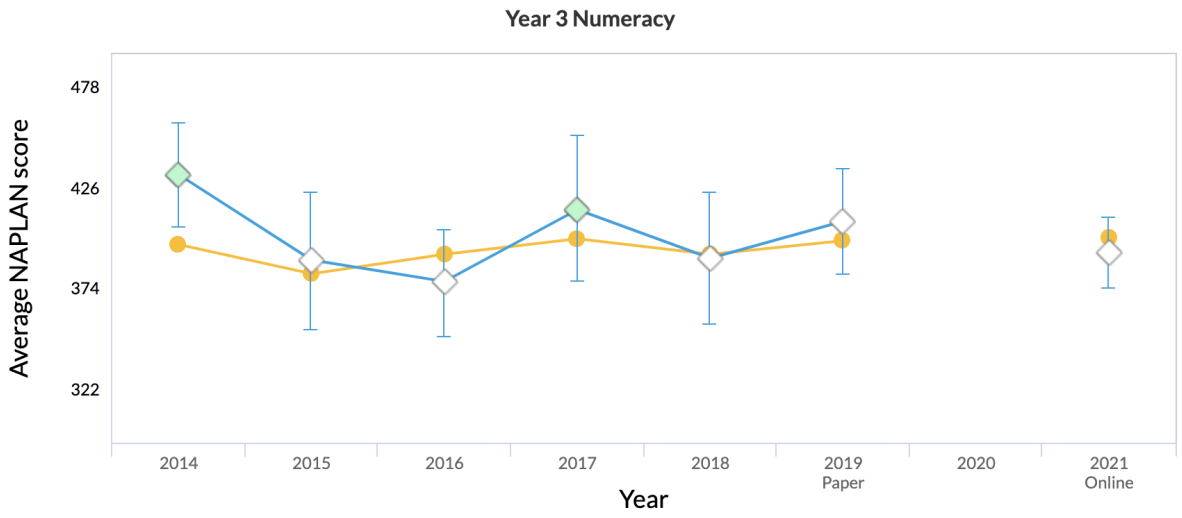

CENTRAL COAST SPORTS COLLEGE

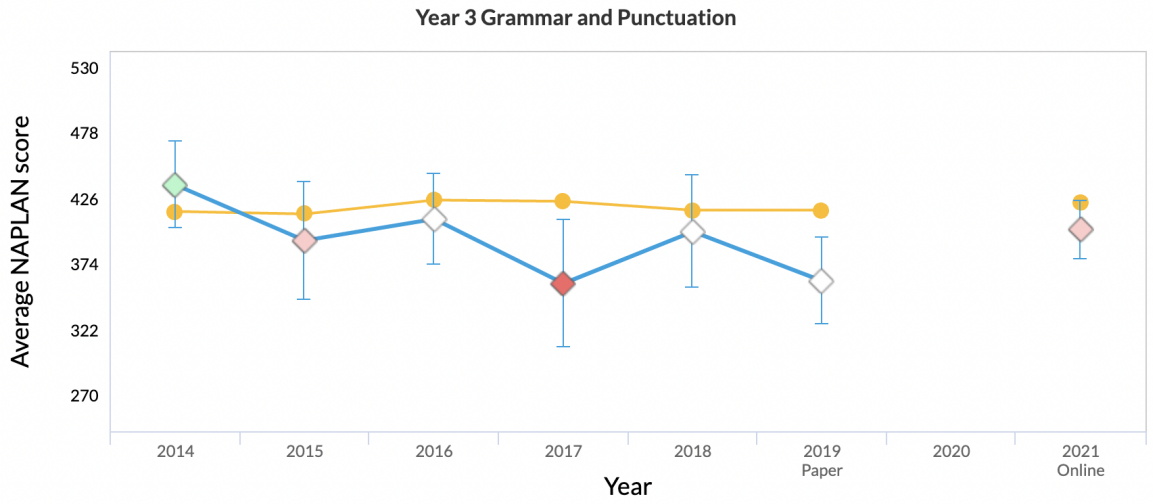

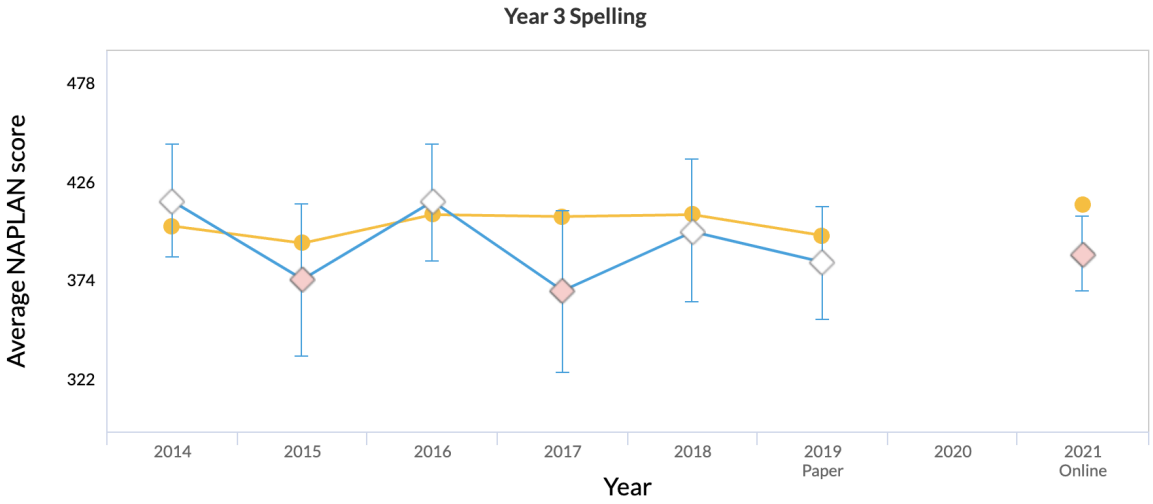

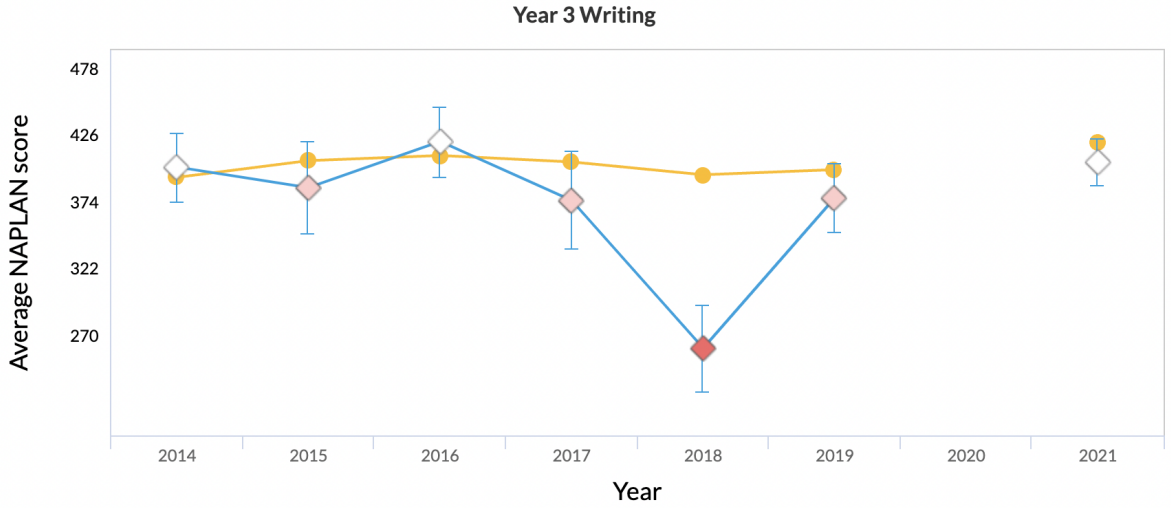

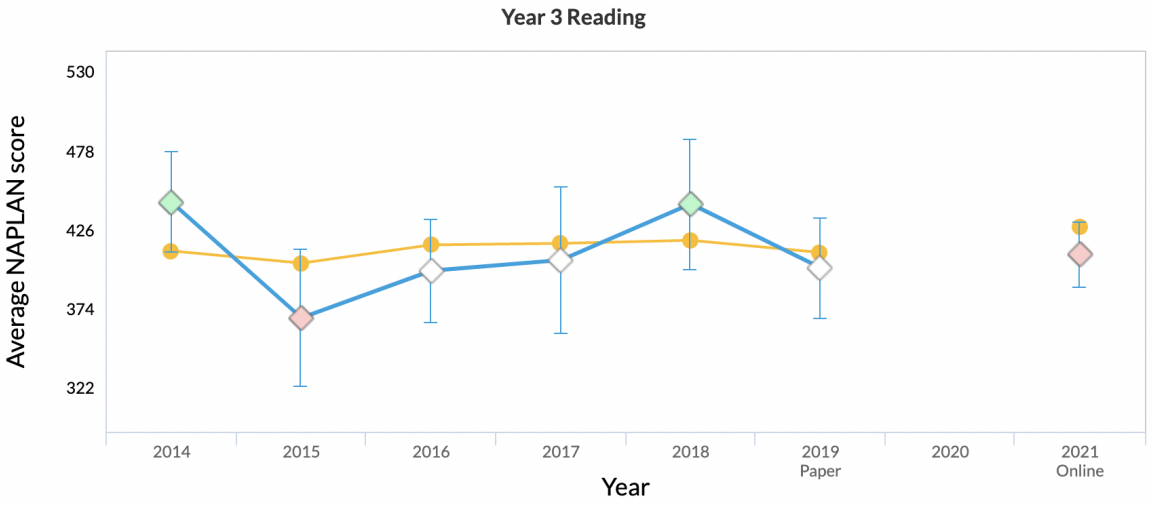
Year 3 Reading
Average NAPLAN score
530
478
426
374
322
2014
2015
2016
2017
2018
2019
Paper
2020
2021
Online
Year

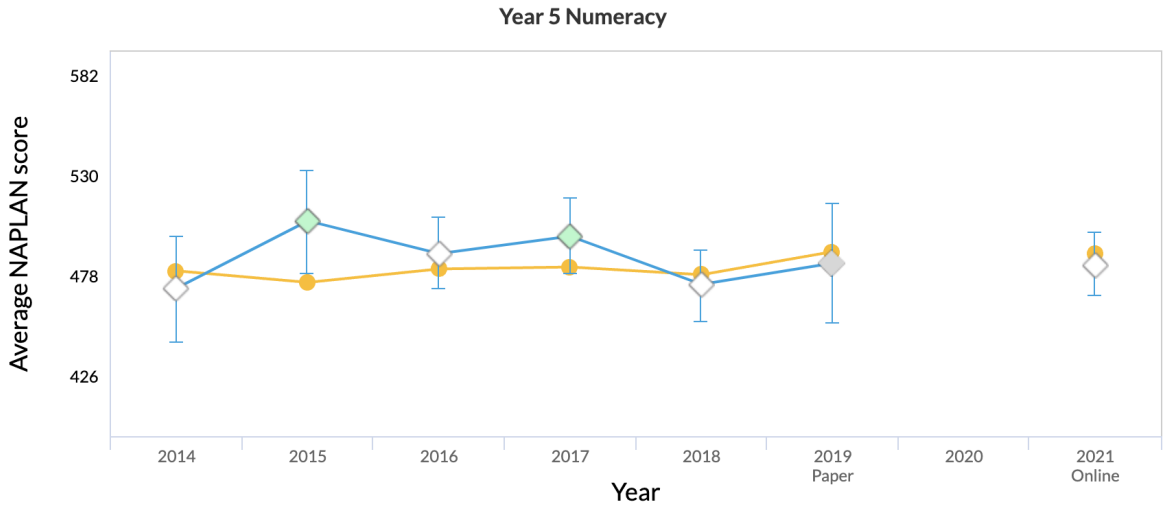
Year 5 Numeracy
Average NAPLAN score
582
530
478
426
2014
2015
2016
2017
2018
2019
Paper
2020
2021
Online
Year

Year 5 Assessment

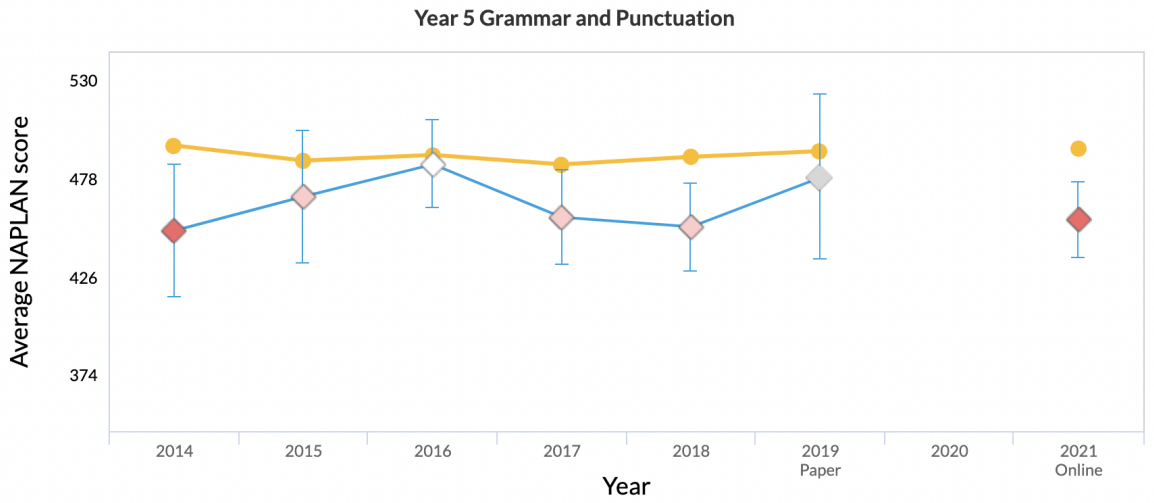

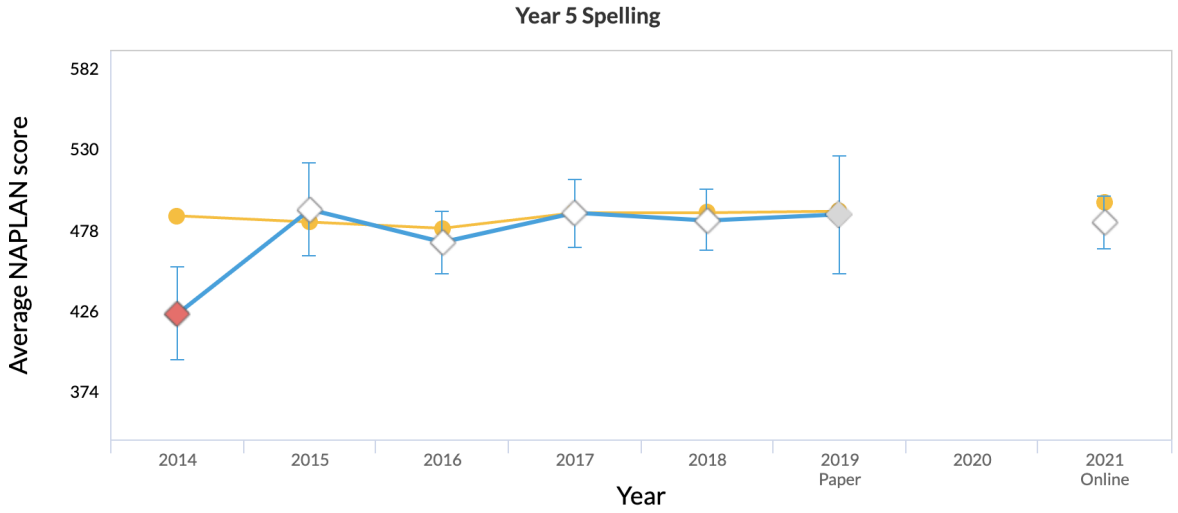

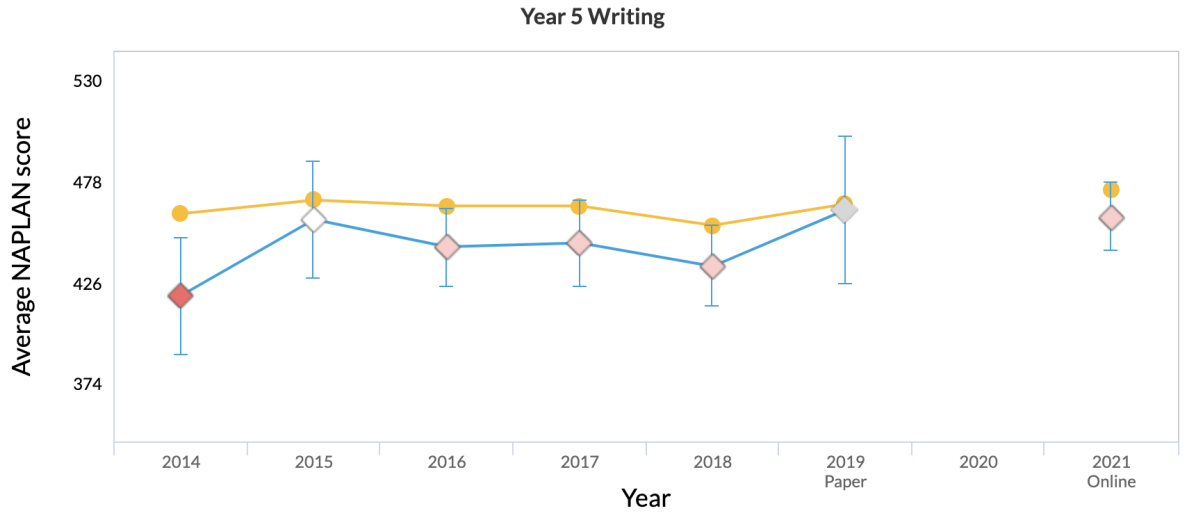

Year 7 Assessment

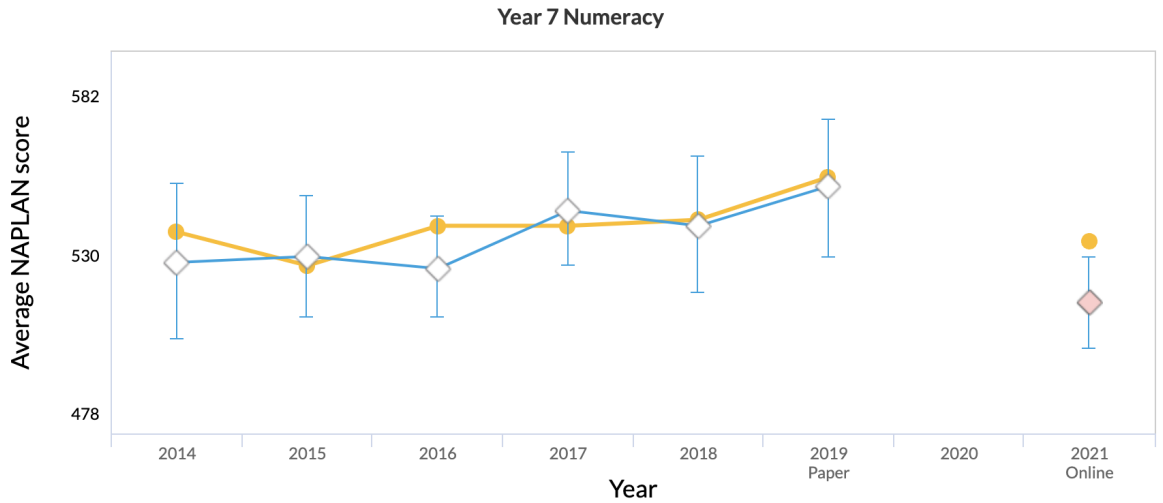

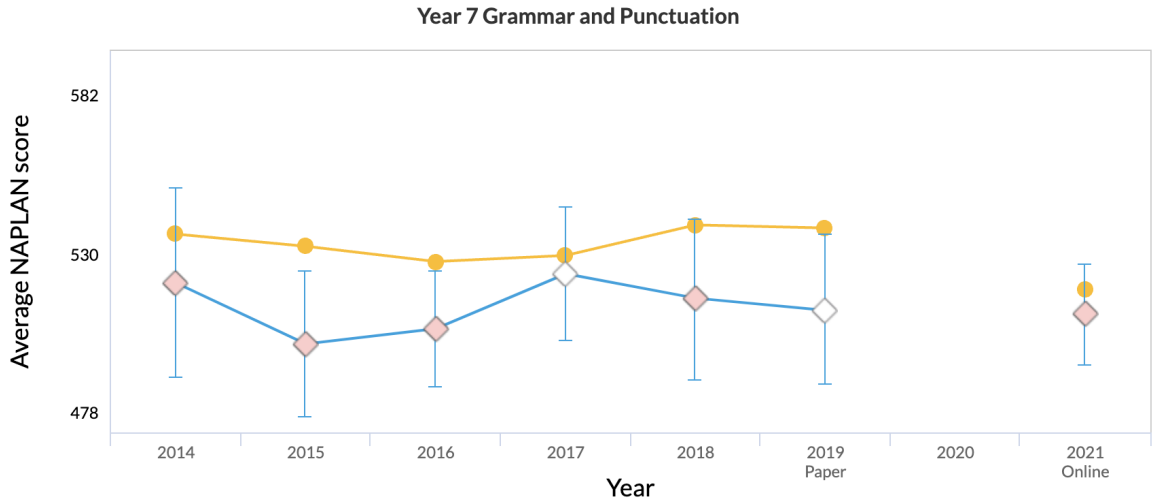

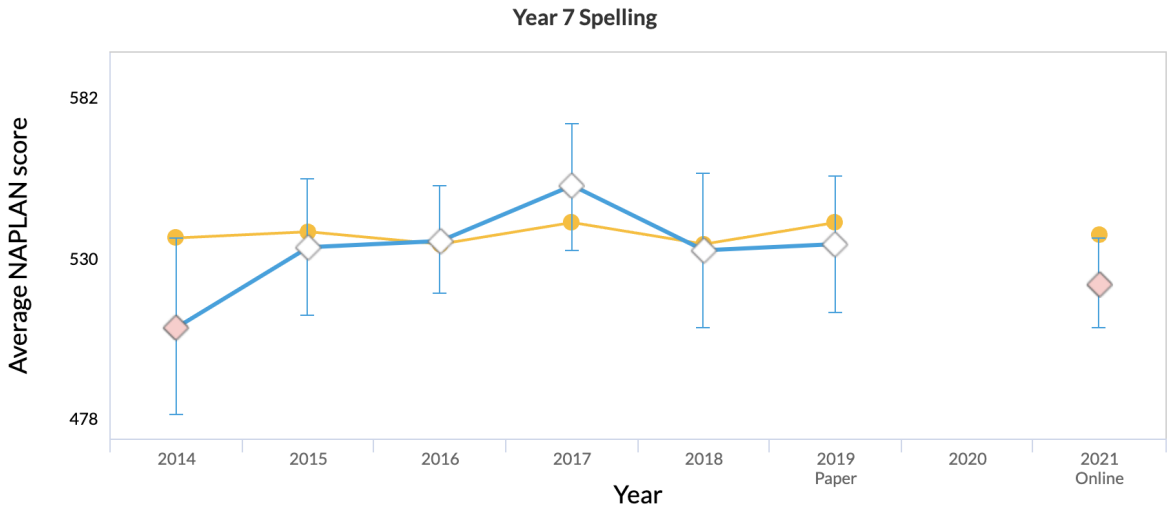

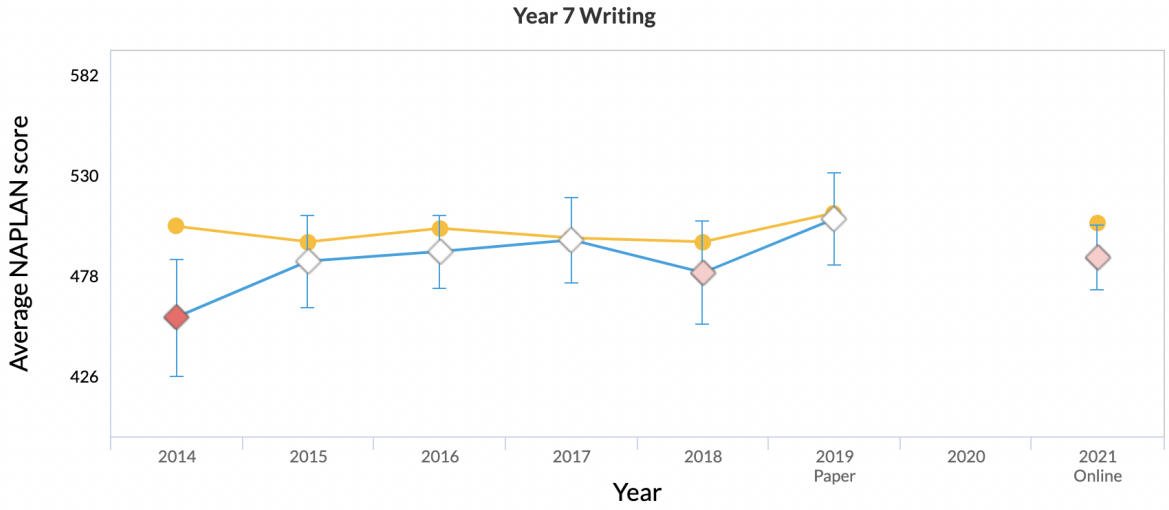
Year 7 Writing
Average NAPLAN score
582
530
478
426
2014
2015
2016
2017
2018
2019
Paper
2020
2021
Online
Year

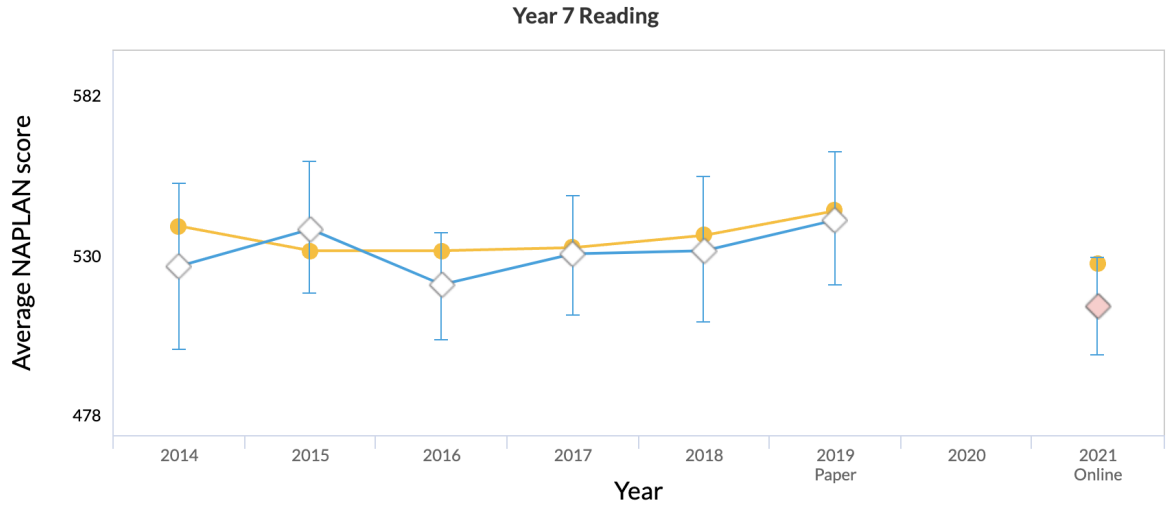
Year 7 Reading
Average NAPLAN score
582
530
478
2014
2015
2016
2017
2018
2019
Paper
2020
2021
Online
Year

Year 9 Assessment

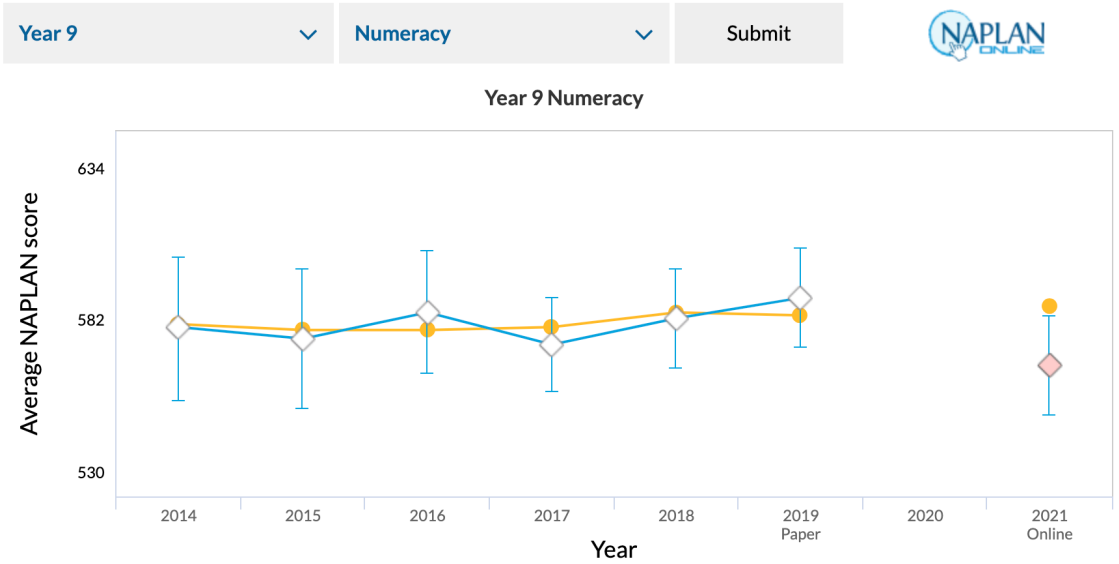

CENTRAL COAST SPORTS COLLEGE

Year 9 | Writing | Submit

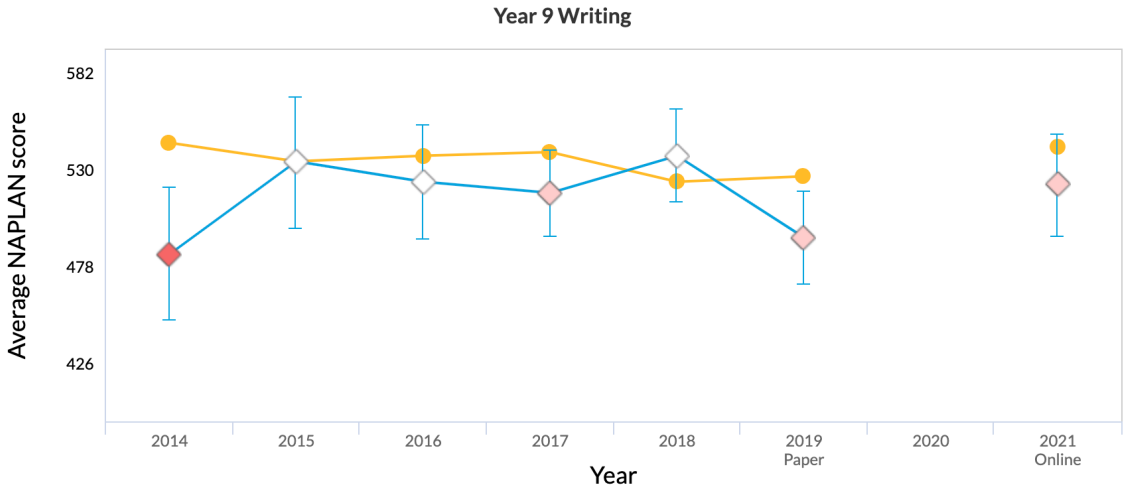

Year 9 | Spelling | Submit

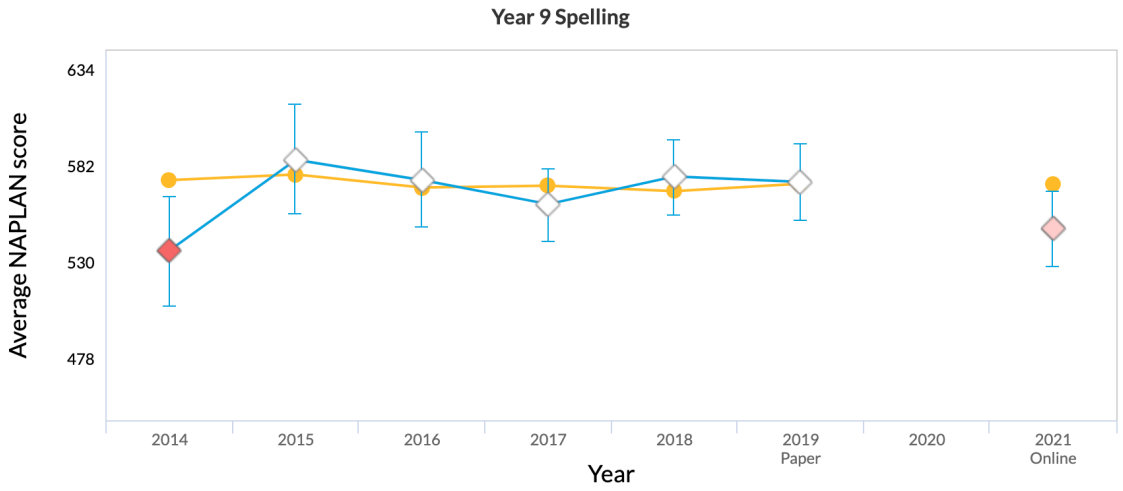

Year 9 | Grammar and Punctuation | Submit

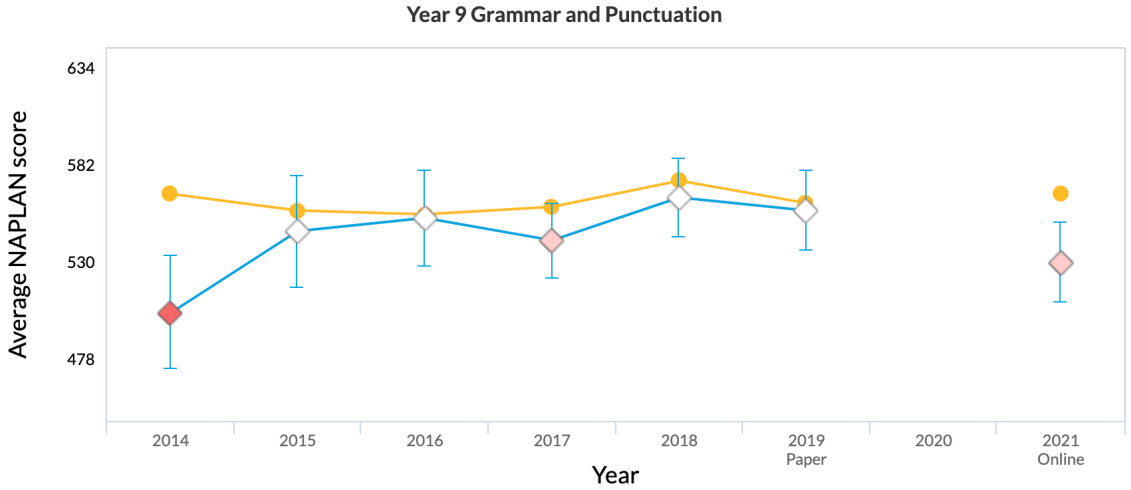

4. Senior Secondary Outcomes (Student Achievement)

Granting of RoSA Yr10

In 2021:

- 48 enrolled in which 100% achieved Rosa at Yr 10
- 7 left at the end of year 10
    - 1 left to attend other school to continue HSC
    - 5 attained an apprenticeship or traineeship
    - 1 gained employment/ Tafe option

School/State Grading Pattern Comparison

Help Site map Log off

2021 Stage 5 (Year 10)

Select a course from the list for grading pattern details

Type here to search

Course	School Total	State Total	School A(%)	School B(%)	School C(%)	School D(%)	School E(%)	School None(%)	State A(%)	State B(%)	State C(%)	State D(%)	State E(%)	State None(%)
English 200 hours (300)	48	89368		31.25	41.67	27.08			13.32	28.80	35.62	15.64	5.98	.63
Mathematics 200 hours (323)	48	89574	4.17	25.00	47.92	22.92			15.34	22.86	32.01	22.68	6.57	.54
Science 200 hours (350)	48	89344	4.17	22.92	41.67	31.25			13.87	25.17	36.37	17.72	6.22	.64
Geography 100 hours (4015)	48	89378		18.75	56.25	20.83	4.17		15.90	27.94	34.11	15.25	6.30	.49
History 100 hours (4007)	48	89382		25.00	52.08	22.92			15.54	27.95	34.29	15.18	6.52	.51
Personal Development, Health and P.E. 200 hours (2420)	47	68902		36.17	48.94	10.64	4.26		14.50	32.03	35.43	13.20	4.28	.56

With English, the comparison between states sees that we had approximately 3% more attaining a B grade and 6% more gaining a C grade. The majority of our students attained a C- 18% more than state. We are higher than the state in achieving a D and have no students attaining an E.

Maths, the majority of students attained a C (47.92%), which is 15% more than the state. Attainment for B was higher for CCSC than with state and considerably fewer students attaining an A compared to the state.

Science, the majority of CCSC students sit in the C grade with 5% more than state.

Geography, CCSC highest attainment grade was a B, which is 9% less than state. With the vast majority of CCSC attaining C.

History, C grade attainment is 52% of CCSC students, 18% higher than state. No A or E was achieved.

Pdhpe, almost half of the CCSC students attained a C, with no A award.

Year 11 & 12

Granting of HSC at Yr 12

In 2021:

- 8 students in Year 12 undertook HSC
- 44 students in Year 11 undertaking Workstudies- Pathways
- 8 completed their HSC course and graduated

Students studied the following subjects

RAP Course Band Table

2021 | Higher School Certificate

Select Course type ◉Standard ○Extension

Number of students in each HSC course performance band at the School.

Course	Name	Included Students	Omitted Students	Band 6	Band 5	Band 4	Band 3	Band 2	Band 1
15020	Ancient History	2			2				
15040	Business Studies	6			1	2	2	1	
15130	English Standard	8			2	3	1	2	
	Band Total				5	5	3	3	

HSC Results and comparisons 2014 to 2021
Business Studies

RAP Band History

Higher School Certificate | Both

Business Studies (15040)

Chart Type 2D Stacked Chart Size 700 x 400 Chart Theme NESA

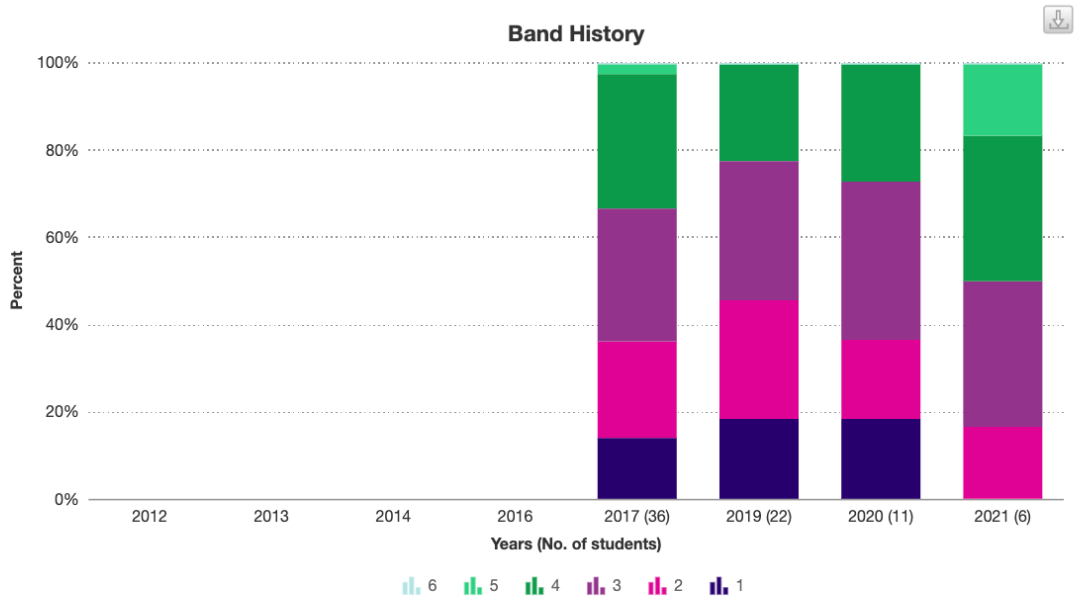

Band History shows the percentage of students in each band in the selected course over time.

In addition, the percentage of students achieving each band is displayed in a table.

more

		6	5	4	3	2	1
2012	remove						
2013	remove						
2014	remove						
2016	remove						
2017	remove		2.77	30.55	30.55	22.22	13.88
2019	remove			22.72	31.81	27.27	18.18
2020	remove			27.27	36.36	18.18	18.18
2021	remove		16.66	33.33	33.33	16.66	

The results are quite consistent across 2020-2021 with a higher percentage of students achieving band 4 in 2021 compared to 2020. There were less students achieving band 2 compared to the previous years. CCSC also had 1 band 5.

Ancient History

RAP Band History

Higher School Certificate | Both

Ancient History (15020)

Chart Type 2D Stacked Chart Size 700 x 400 Chart Theme NESA

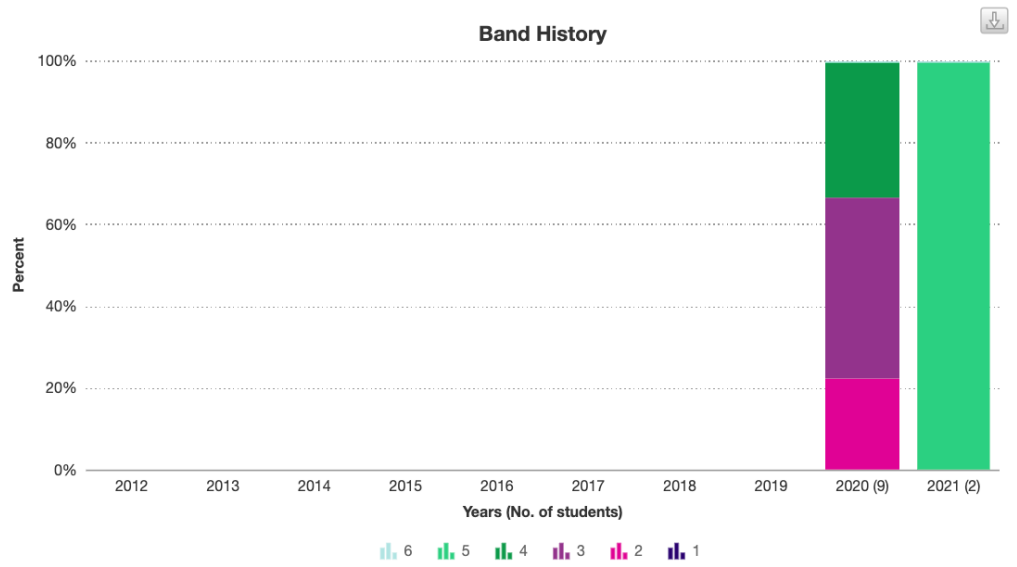

Band History shows the percentage of students in each band in the selected course over time.

In addition, the percentage of students achieving each band is displayed in a table.

more

		6	5	4	3	2	1
2012	remove						
2013	remove						
2014	remove						
2015	remove						
2016	remove						
2017	remove						
2018	remove						
2019	remove						
2020	remove			33.33	44.44	22.22	
2021	remove		100.00				

Only 2 students took Ancient History and achieved a band 5. Compared to 2020, where no student achieved this.

English Standard

RAP Band History

Higher School Certificate | Both

English Standard (15130)

Chart Type 2D Stacked Chart Size 700 x 400 Chart Theme NESA

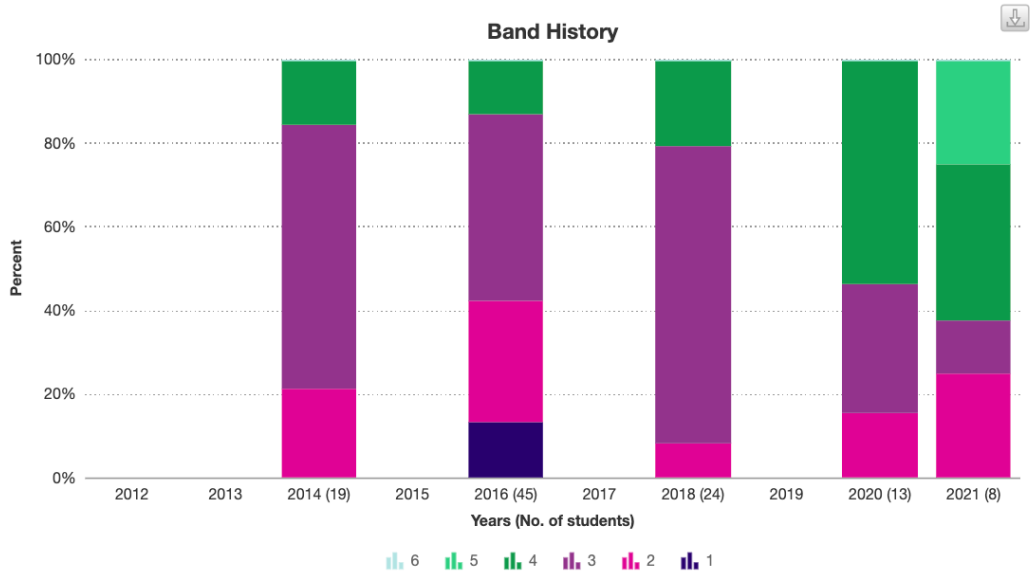

Band History shows the percentage of students in each band in the selected course over time.

In addition, the percentage of students achieving each band is displayed in a table.

more

		6	5	4	3	2	1
2012	remove						
2013	remove						
2014	remove			15.78	63.15	21.05	
2015	remove						
2016	remove			13.33	44.44	28.88	13.33
2017	remove						
2018	remove			20.83	70.83	8.33	
2019	remove						
2020	remove			53.84	30.76	15.38	
2021	remove		25.00	37.50	12.50	25.00	

The majority of students achieved a band 4. With CCSC's first band 1.

Big Picture Learning

31 students undertook the Big Picture Learning and graduated with the IBPLC. This was the first graduation cohort of Big Picture students at CCSC. 100% of students who applied to university through Big Picture, attained their first choice University.

Cert 3 attainment:

8- Fitness, Business, Individual Support, Animation, Early Childhood

Cert 4 attainment:

1- Animal Companionship

5. Teacher Qualifications and Professional Development

Category	Number of Teachers
Teachers who have teaching qualifications from a higher educational institution within Australia or as recognised within the National Office of Overseas Skills Recognition (AEI-NOOSR) guidelines, or	36
Teachers who have qualifications as a graduate from a higher education institute within Australia or one recognised within the AEI-NOOSR guidelines but lack formal teacher education qualifications, or	0
Teachers who do not have qualifications as described in (a) and (b) but have relevant successful teaching experience or appropriate knowledge relevant to the teaching context	0

Professional Development

CCSC staff participated in a range of professional learning throughout the year which continued to help inform them about how to bring world's best practice to our students. Many of the PD programs that had been arranged for 2020 were cancelled due to COVID-19. Some of the external professional development programs/courses our staff undertook were delivered by the AIS NSW including: -

- 7 Habits of Highly Effective People (all staff)
- Leader in Me Training (Franklin Covey)
- Big Picture Advisors 5 Day training
- English Teachers Association: English
- AIS: Pathways and Partnership Forum
- Understanding NSW Child Safe Standards (AIS NSW)
- Updates to the NSW Child Protection Legislation (AIS NSW)
- Executive Personal Assistants (AIS NSW)
- Multi Enterprise Agreement Briefings (AIS NSW)6.

6. Workforce Composition 2021

Principal:	1
Heads of School:	4
Head of Sport:	1
Head of Community & Marketing:	1
Male Teachers:	20
Female Teachers:	17
Administration/Support Staff Full Time:	21
Part Time Administration/Support Staff:	2
Sport Coaching Staff:	24 full-time/ 5 part-time
Welfare/Well Being:	5 full-time

In 2021 the average daily staff attendance rate was 83%. This figure does not include staff members who were absent on approved leave (including family, personal days and long-service leave), those attending professional development courses or on excursions with students. There was also significant disruption from Covid-19.

7. Student Attendance, Retention Rates and Post School Destinations

Student Retention Rates

The retention rate of students moving into the senior years of schooling is fluid due to a range of personal circumstances. Reasons for leaving CCSC include; family movement, students seeking traineeships, employment and also students seeking a school that has a greater choice in HSC subjects. CCSC were successful in retaining 85% of year 10 students who chose to complete their studies in 2021. A table of reasons for leaving CCSC can be found below, data for which was derived from exit interviews and withdrawal applications.

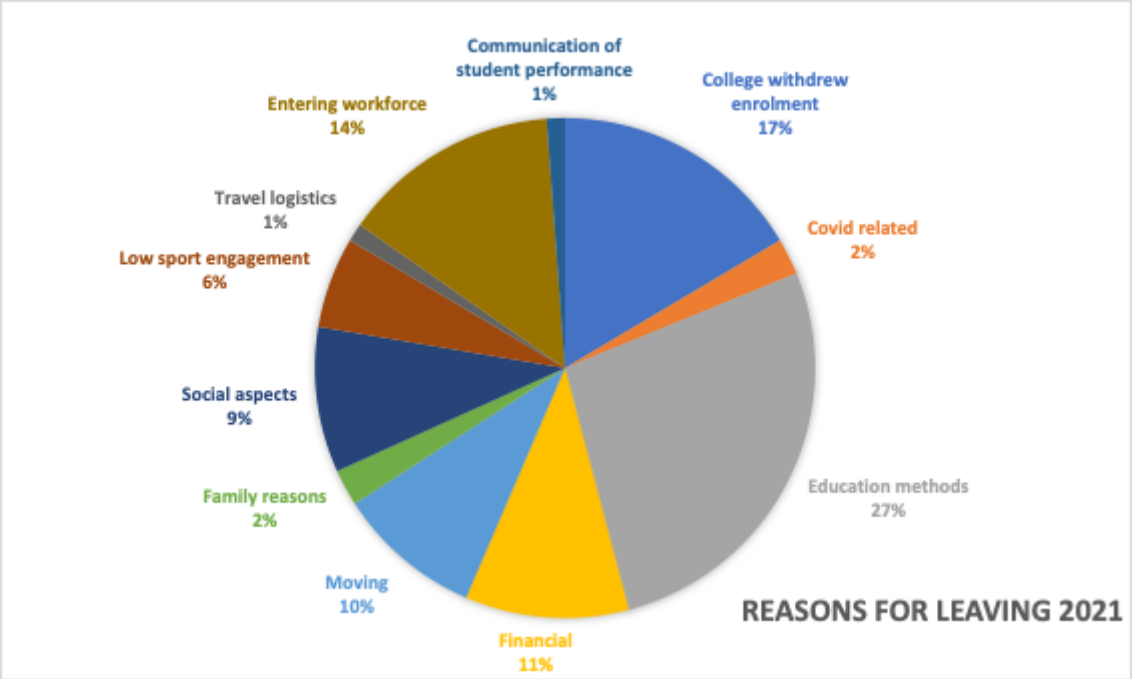

Post School Destinations

Year 10

In 2021:

- 48 enrolled in which 100% achieved Rosa at Yr 10
- 7 left at the end of Yr 10
    - 1 left to attend another school to continue HSC
    - 5 attained an apprenticeship or traineeship
    - 1 gained employment/ Tafe option

Years 11 & 12

- 8 students in Year 12 undertook HSC
    - 2 gained an apprenticeship
    - 4 continued to university
    - 2 continued into full time employment

Degree through HSC:-Civil Engineering, Business & Commerce, Construction Management, Sports Science.
Apprenticeship: Barber, Carpenter

- 31 Students graduated through Big Picture and received IBPLC
    - 9 continued to university
    - 2 continued to elite sports
    - 6 gained an apprenticeship
    - 14 gained employment

Degrees through Big Picture:- Bio Medicine, Nursing, Strength & Conditioning, FIlm, Animation, Teaching, Naturopathy, Animal Behaviour.
Apprenticeships:- Electrical, Carpentry, Roofing, Mechanic.
Jobs:- Coaching, Retail, Hospitality, Surf Lifesaving, Childcare.

CENTRAL COAST SPORTS COLLEGE

Student Attendance 2021

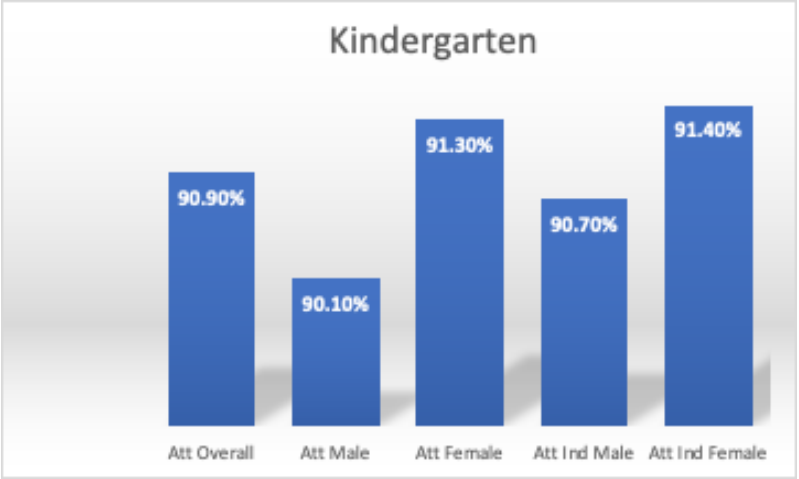

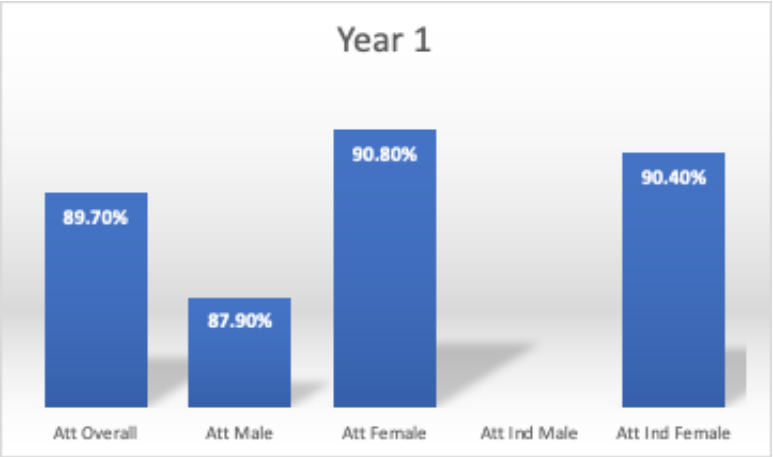

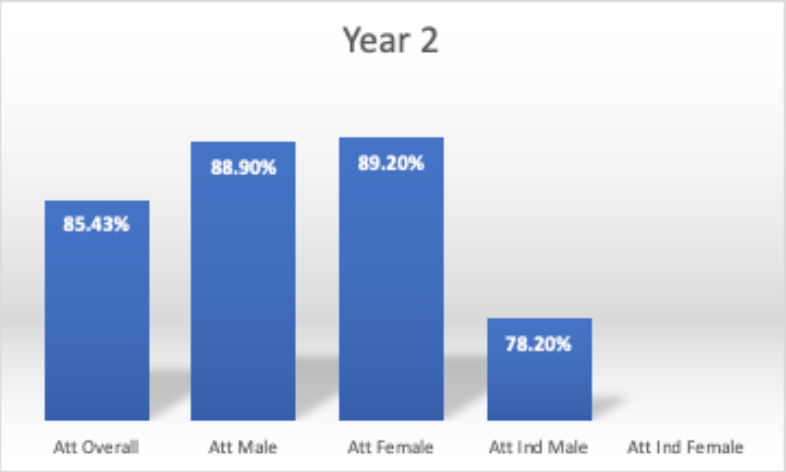

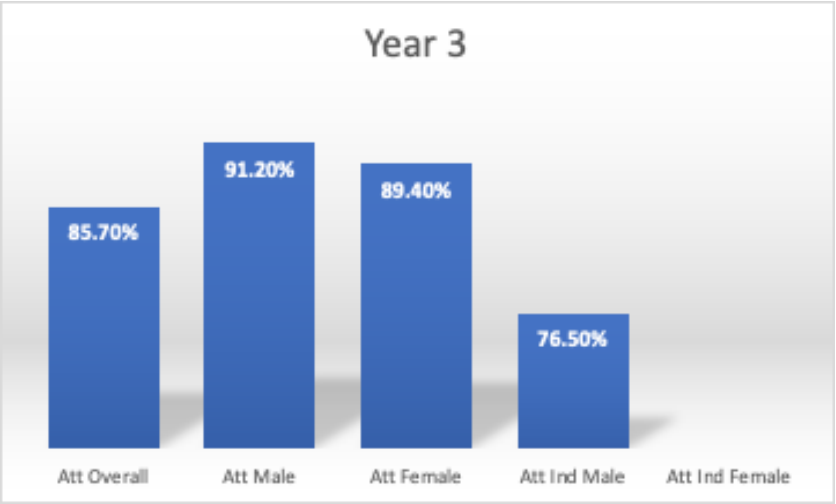
Year 3
85.70%
91.20%
89.40%
76.50%
Att Overall
Att Male
Att Female
Att Ind Male
Att Ind Female

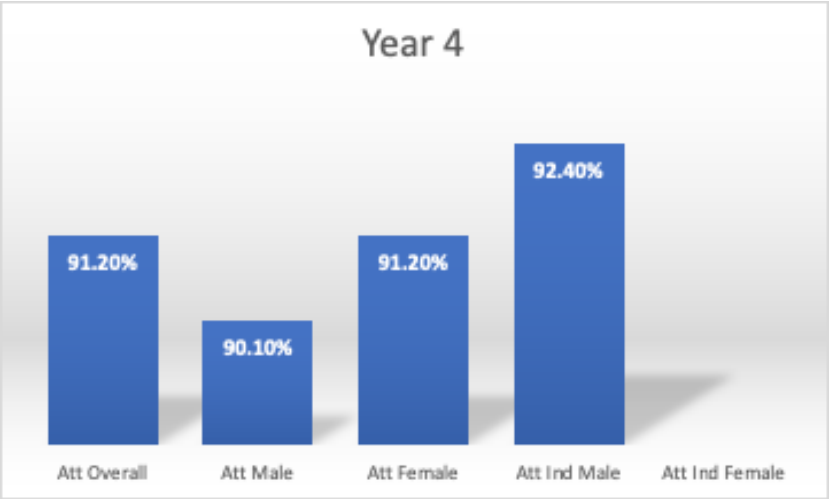
Year 4
91.20%
90.10%
91.20%
92.40%
Att Overall
Att Male
Att Female
Att Ind Male
Att Ind Female

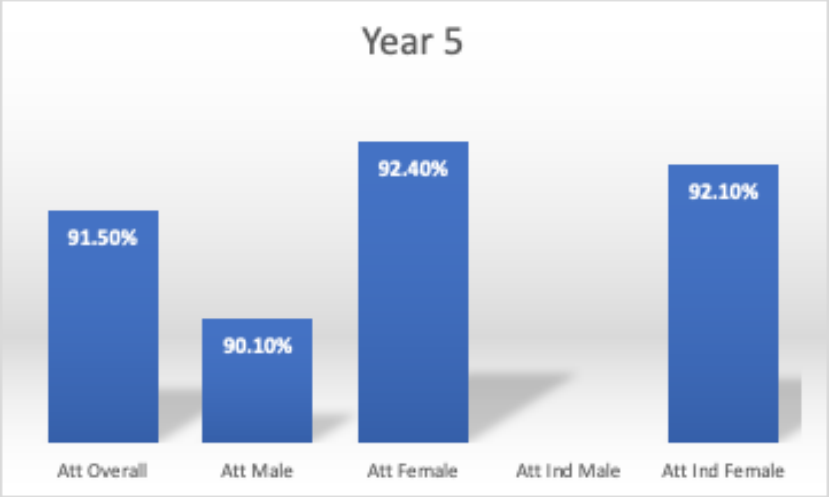
Year 5
91.50%
90.10%
92.40%
92.10%
Att Overall
Att Male
Att Female
Att Ind Male
Att Ind Female

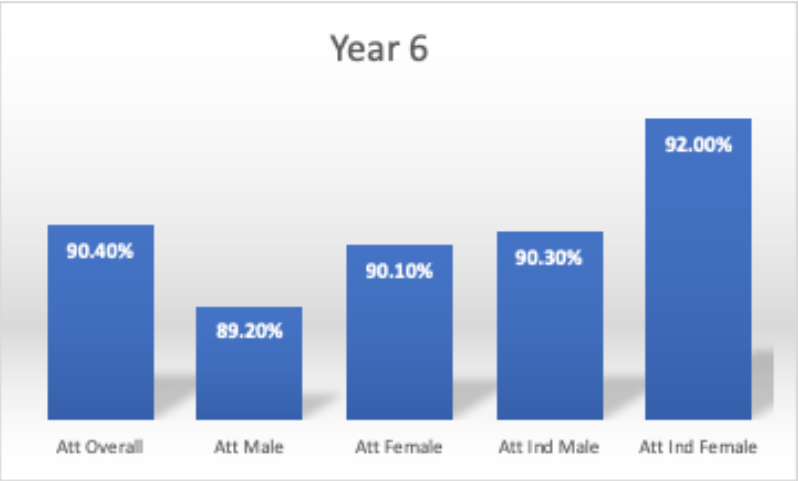
Year 6
90.40%
89.20%
90.10%
90.30%
92.00%
Att Overall
Att Male
Att Female
Att Ind Male
Att Ind Female

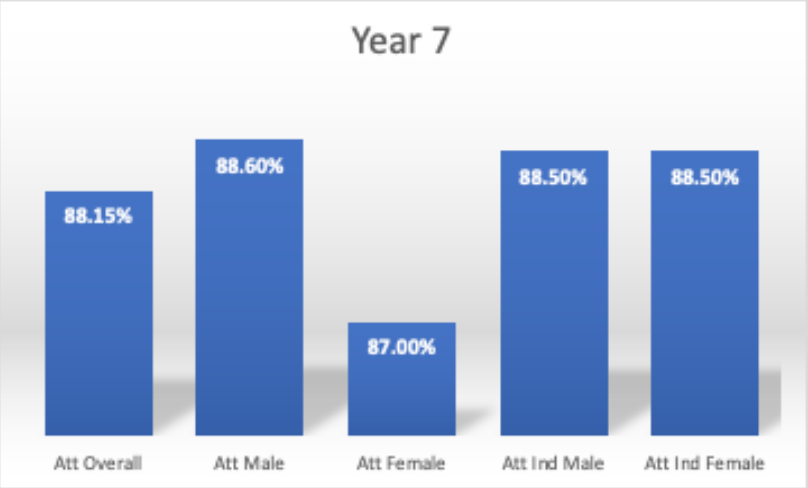
Year 7
88.15%
88.60%
87.00%
88.50%
88.50%
Att Overall
Att Male
Att Female
Att Ind Male
Att Ind Female

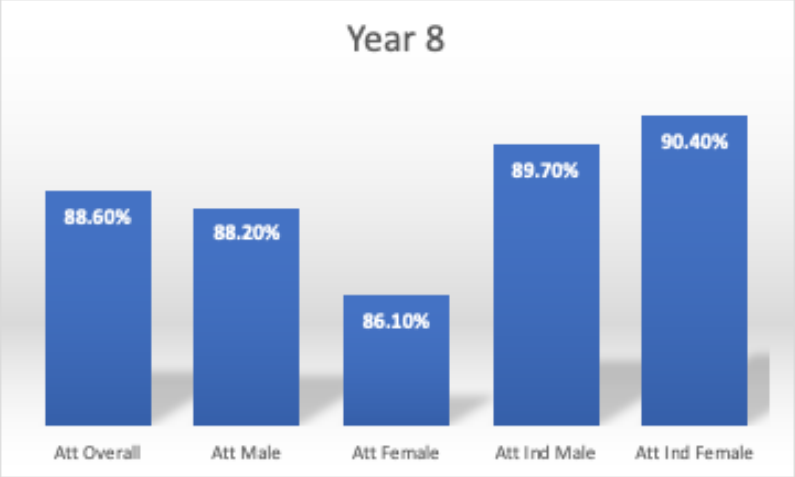
Year 8
88.60%
88.20%
86.10%
89.70%
90.40%
Att Overall
Att Male
Att Female
Att Ind Male
Att Ind Female

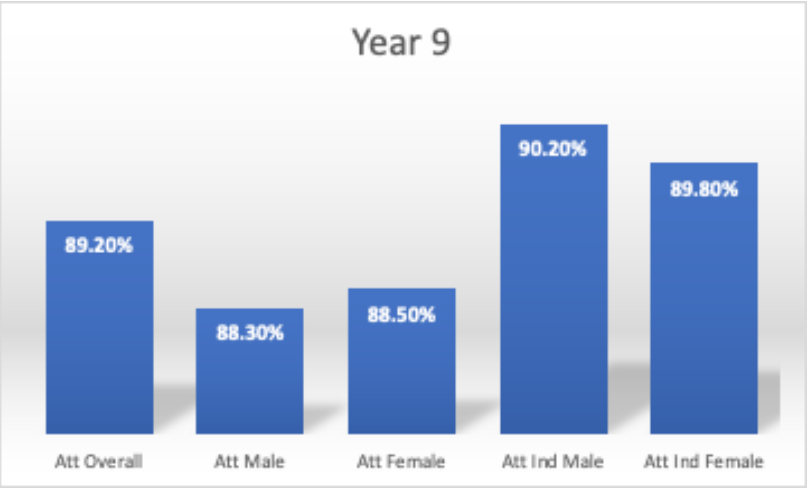
Year 9
89.20%
88.30%
88.50%
90.20%
89.80%
Att Overall
Att Male
Att Female
Att Ind Male
Att Ind Female

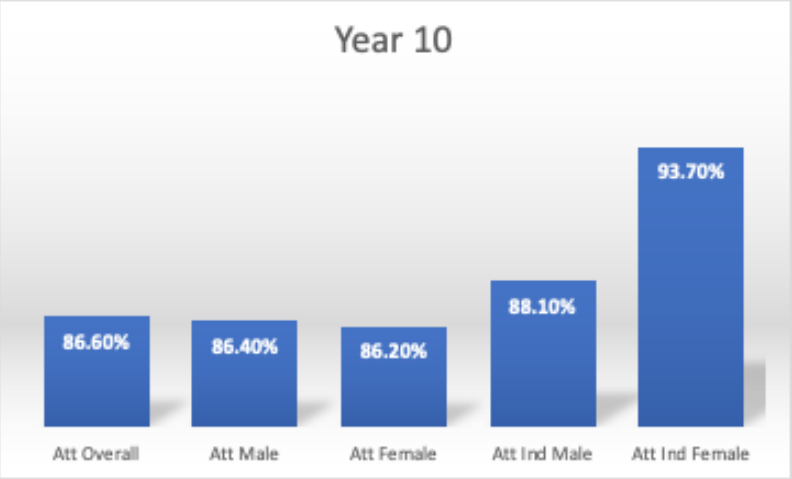
Year 10
86.60%
86.40%
86.20%
88.10%
93.70%
Att Overall
Att Male
Att Female
Att Ind Male
Att Ind Female

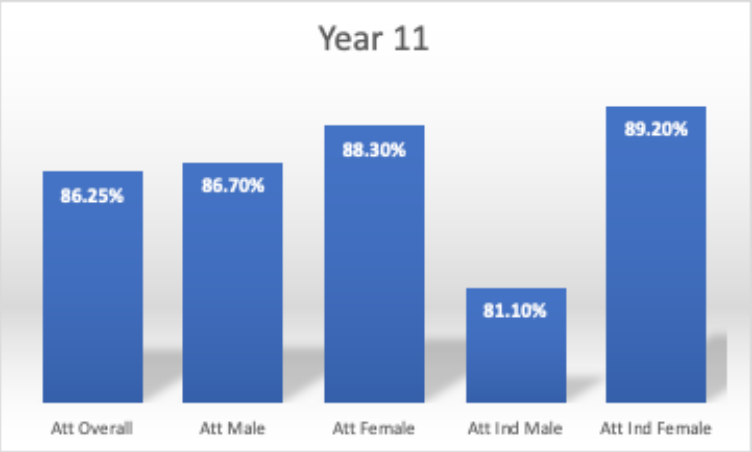
Year 11
86.25%
86.70%
88.30%
81.10%
89.20%
Att Overall
Att Male
Att Female
Att Ind Male
Att Ind Female

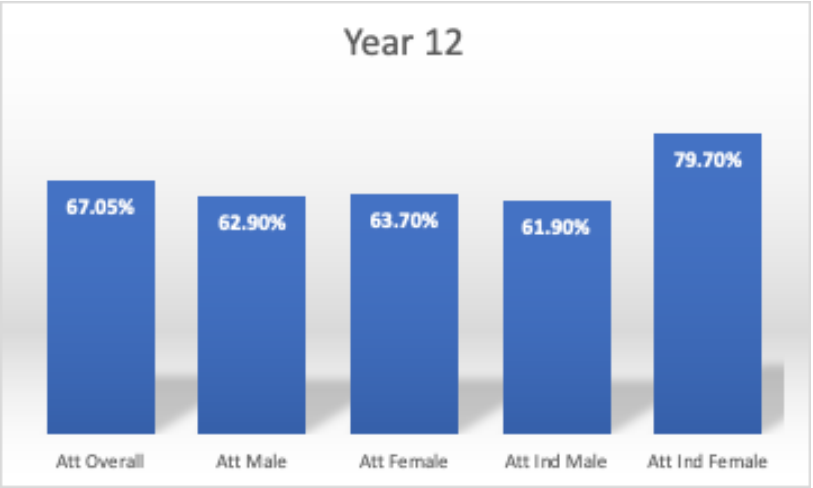

How the College manages student non-attendance

Parents of students who are absent receive an SMS notifying them about their child's absence from college. This is an automated service provided by the college on a daily basis.

The office administration staff will contact parents of children who are absent to seek an explanation of absence. If no explanation is received on the same day as a student's absence, office administration staff will contact parents of children who are absent via email on that same afternoon to seek an explanation for the absence.

If no explanation of a student's absence is received following the original text message and follow up email, office administration staff are required to send the parent an Unexplained School Non-Attendance letter requiring them to complete a form attached to that letter explaining their child's absence. If no response is received from that letter, a follow up Compulsory School Attendance letter is sent after 7 days.

Parents are required to notify the college if their child is absent for three or more consecutive days. Students who are absent for three consecutive days or display a pattern of regular absence are reported by the class teacher to the Principal and Coordinators.

If no explanation of absence is received, the student's absence will be marked as Unjustified ie. not Approved by the Principal.

8. Enrolment Policy

A current copy of the College's Enrolment Policy can be found here:
Compliance: Enrolment Policy
Upon enrolment at our College, parents must complete and sign our Enrolment Contract, a current copy of this can be found on the school website.
Enrolment Application Form

9. Other School Policies

The College has a series of policies that cover the general operations of the college and informs both the college community and staff on how situations should be dealt with. A copy of policy documents that are important for our college community to access can be found on our college website (Policy Documents, Forms and Articles - Central Coast Sports College).

A list of these published policies are:

- Complaints and Grievance
- Child Protection
- Anti-Bullying
- Code of Conduct for Parents and Visitors
- Homework
- Medical Care Mobile Phone and Smart Device
- Request to Administer Medication
- Privacy
- Behaviour Management
- Cyber Safety
- Student Code of Conduct
- Emergency Management Plan
- Student Care Welfare
- Sport Representation
- Suspension and Expulsion
- Withdrawal of Enrolment
- Supervision
- Whistleblower
- Sun Safety Policy

10. School Determined Areas for Improvement

In early 2021 the College's Mission statement was revised with the intention to develop a new strategic plan. We will also continue to improve and track the outcomes of our Big Picture program, our Walker Learning implementation and continue to improve the rigour within our sports programs.

Improvements to the sport facilities will be completed before Term 1, 2022. This includes expanding the gym area, establishing a designated space for the onsite physiotherapist, turning the tennis courts into multipurpose courts and building a netball court.

11. Initiatives Promoting Respect and Responsibility

With the college beginning the implementation of the Leader in Me program for K-12 in 2020, we began to formally promote respect & personal responsibility. The Leader In Me program is an evidence based comprehensive school improvement model that empowers individuals with leadership skills. The program teaches life skills such as leadership, responsibility, accountability, effective communication and mutual respect.

After students in Junior college began their direct lessons in the classroom in Term 3 2020 as a pilot program, the full implementation of the program was commenced in 2021.

Staff have been provided training in the 7 Habits of Highly Effective People. The program focuses on timeless principles of fairness, integrity, honesty, and human dignity. This program continued to be a focus in 2021 and will continue beyond.

12. Parent, Student and Teacher Satisfaction

CCSC is a LeaderInMe school, which is a program developed by Franklin Covey that is based on the book 7 Habits of Highly Effective People by Stephen Covey. Within the context of the Leader In Me program is an annual survey, referred to as the Measurable Results Assessment (MRA). The College took part in this survey during 2020 and 2021 was the second year taking part in the process. All staff, parents and students from years 3-12 are required to complete this survey.

A link to the MRA report for 2021 is attached to this report.
MRA survey results

The College's overall score on the survey was 68 being broken down with the elements of Leadership (72), Culture (68) and Academics (65).

One area of improvement was the staff satisfaction where we saw staff move from a score of 71 to 77 from 2020 through to 2021.

The Leader in me action teams will be using the results of this survey to inform activities in 2022 to look to improve the experience of staff, students and families.

CENTRAL COAST SPORTS COLLEGE

13. Summary Financial Information

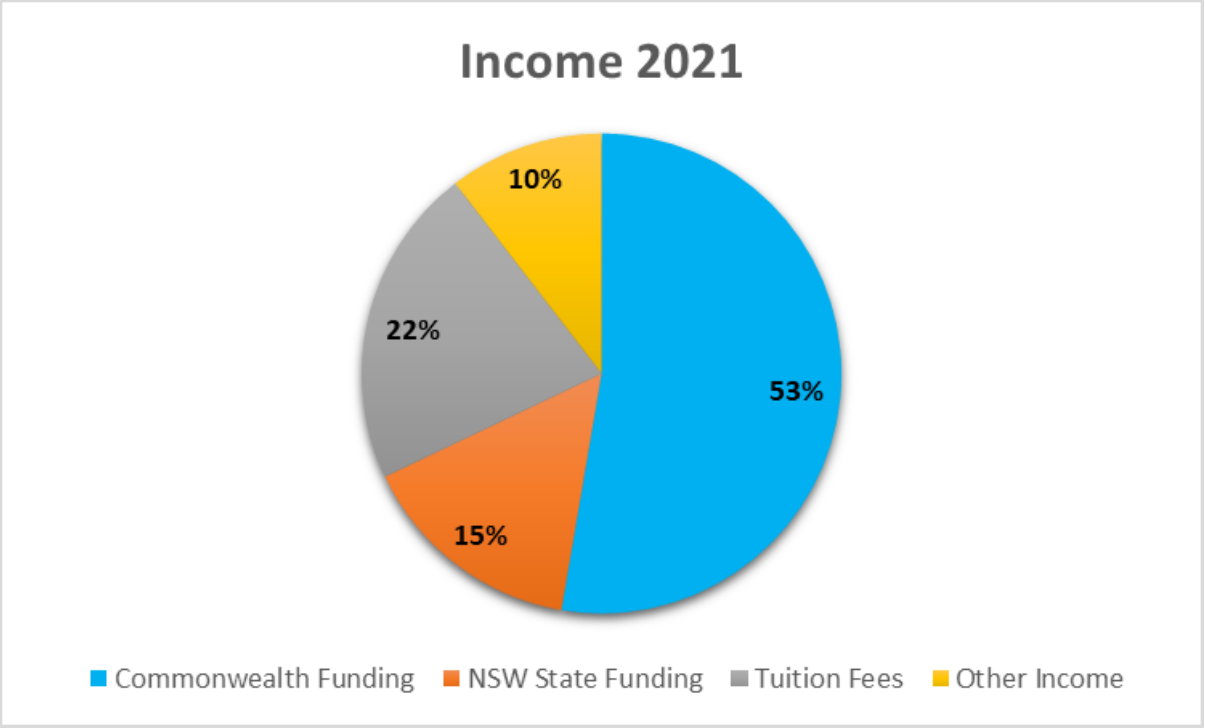

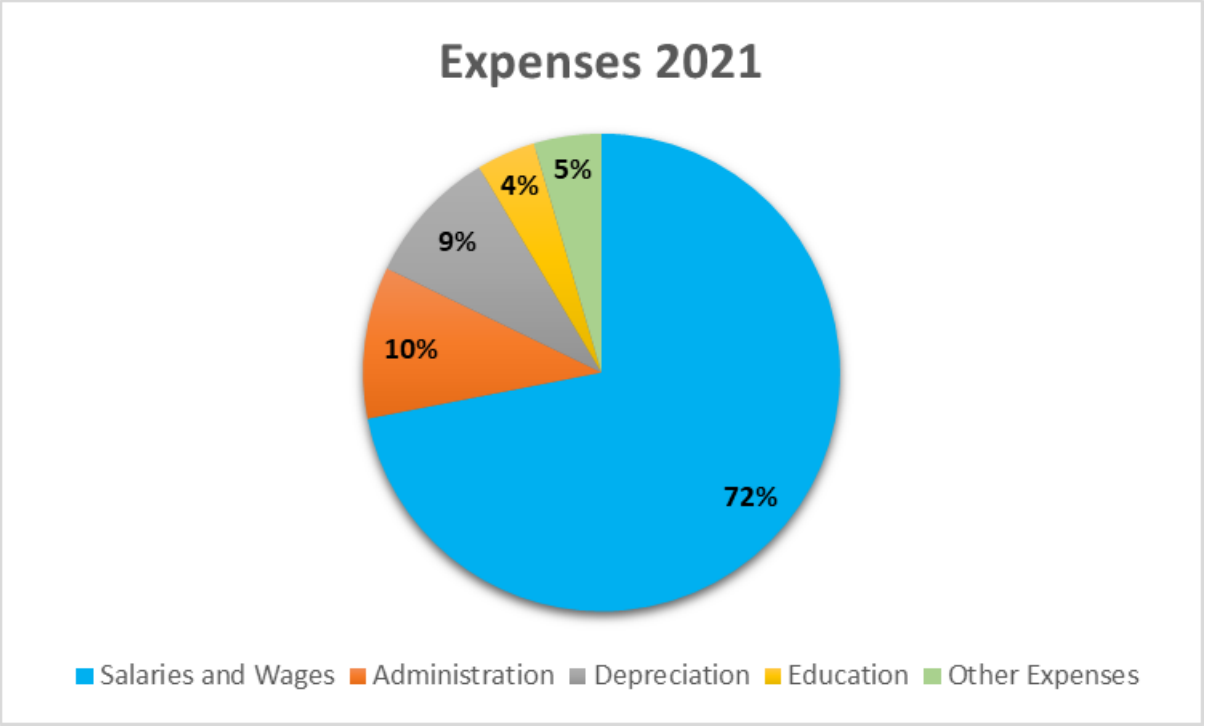

14. Publication Requirements

Current School Policy - Provision of data for the Minister's Annual Report

The requirements for the 2021 Annual Report are: -

- To be published by 30 June 2022.
- To be made available to NESA online through their RANGS website.
- To be published on the school website.
- To provide a hard copy of the report to anyone upon request.

Central Coast Sports College Ltd
Building 16 The Avenue KARIONG NSW 2250
PO Box 7053 KARIONG NSW 2250
Ph. 02 4302 9000
www.ccsc.nsw.edu.au